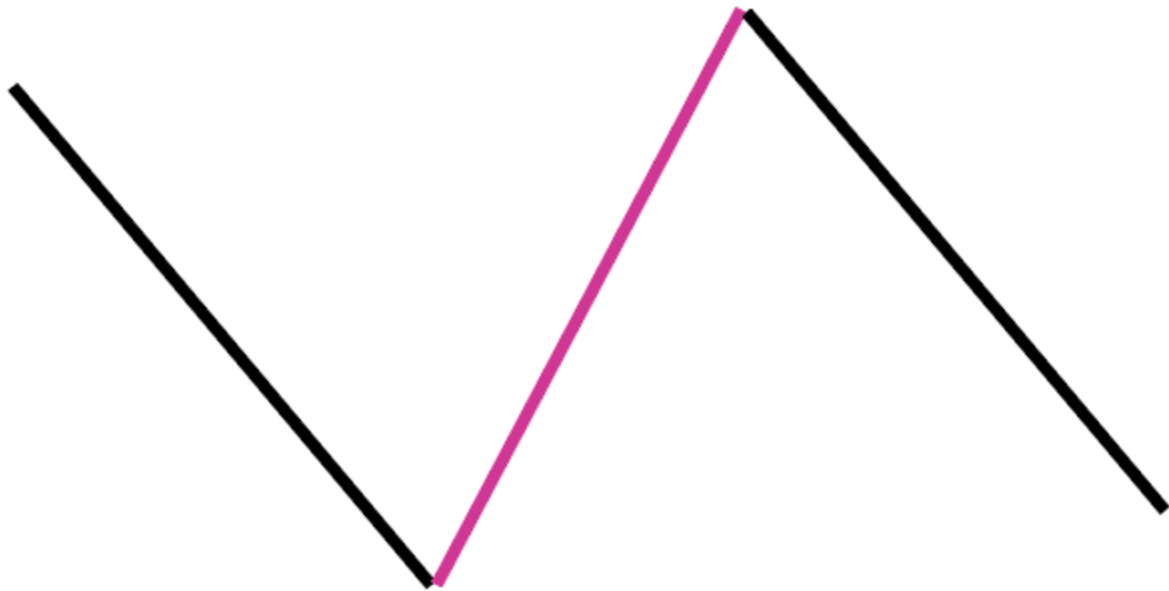


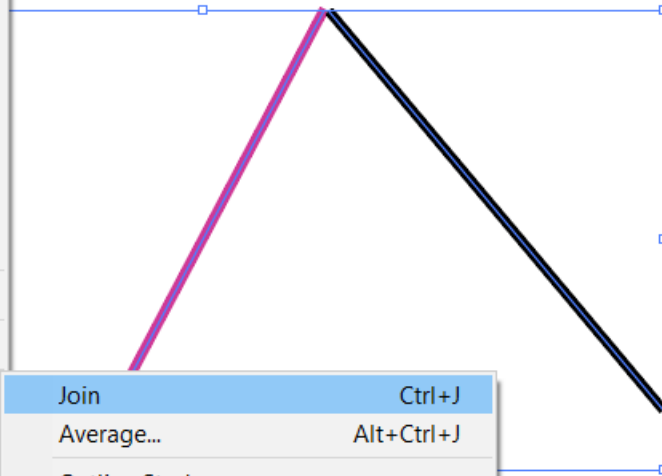
Adobe Tips: Illustrator

Combine multiple
paths into one by
drawing lines and
selecting Object >
Path > Join

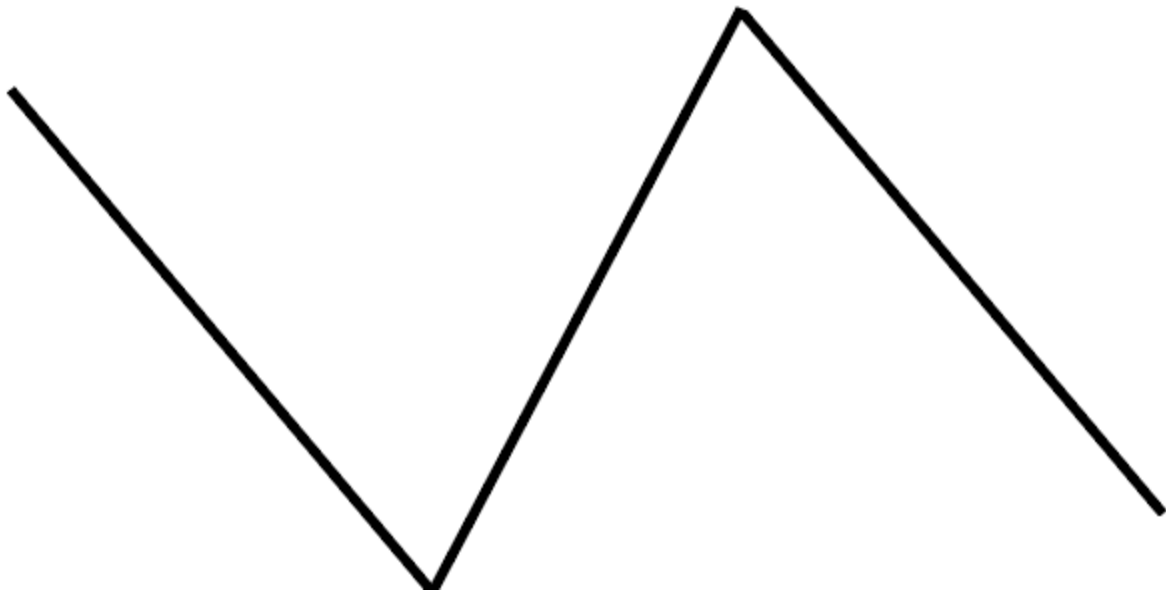




- Transform >
- Arrange >
- Align >
- Group Ctrl+G
- Ungroup Shift+Ctrl+G
- Lock >
- Unlock All Alt+Ctrl+2
- Hide >
- Show All Alt+Ctrl+3
- Expand...
- Expand Appearance
- Crop Image
- Rasterize...
- Create Gradient Mesh...
- Create Object Mosaic...
- Create Trim Marks
- Flatten Transparency...
- Make Pixel Perfect
- Slice >
- Path >**
- Shape >
- Pattern >
- Repeat >
- Blend >
- Envelope Distort >
- Perspective >
- Live Paint >
- Image Trace >
- Text Wrap >
- Clipping Mask >
- Compound Path >
- Artboards >
- Graph >
- Collect For Export >





- Join Ctrl+J**
- Average... Alt+Ctrl+J
- Outline Stroke
- Offset Path...
- Reverse Path Direction
- Simplify...
- Add Anchor Points
- Remove Anchor Points
- Divide Objects Below
- Split Into Grid...
- Clean Up...



Adobe Tips: Illustrator

To change the color of multiple objects at once, select one object in that color and go to select > same > fill color to select all objects in that color, then choose a new color from the swatches panel.



Properties Layers Libraries

Ellipse

Transform

X: 8.188 in W: 14.518 in
Y: 4.447 in H: 9.043 in
∠: 0°

Appearance

Fill

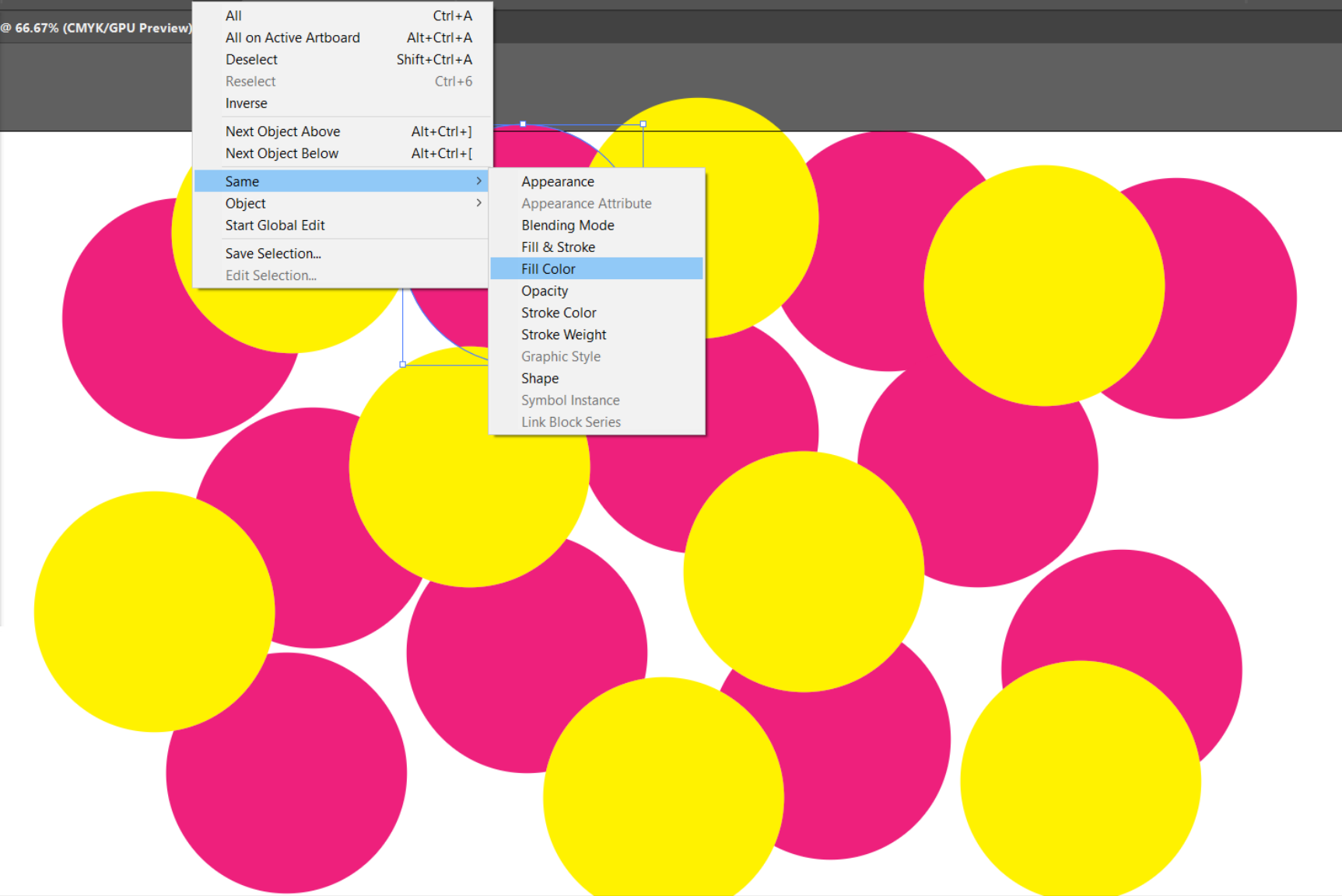
Stroke

Opacity 100%

finder

Expand

CMYK Cyan



- All Ctrl+A
- All on Active Artboard Alt+Ctrl+A
- Deselect Shift+Ctrl+A
- Reselect Ctrl+6
- Inverse
- Next Object Above Alt+Ctrl+]
- Next Object Below Alt+Ctrl+[
- Same
- Object
- Start Global Edit
- Save Selection...
- Edit Selection...

- Appearance
- Appearance Attribute
- Blending Mode
- Fill & Stroke
- Fill Color
- Opacity
- Stroke Color
- Stroke Weight
- Graphic Style
- Shape
- Symbol Instance
- Link Block Series

Properties Layers Libraries

Ellipse

Transform

X: 6.34 in W: 2.829 in

Y: 1.34 in H: 2.829 in

∠: 0°

Appearance

Fill

Stroke

Opacity 100%

fx.

Quick Actions

Offset Path Expand Shape

Arrange

Recolor

Start Global Edit

Adobe Tips: Illustrator

Illustrator provides tools for a number of simple shapes. You can create custom shapes by overlapping simple ones and using the shape builder tool to combine them.

